



TELANGANA STATE CHAPTER

**INDIAN RADIOLOGICAL &
IMAGING ASSOCIATION**

IRIA TELANGANA

e-Newsletter, Issue -8

Mail us at : tirianewsletter@gmail.com

Address – IRIA House, Flat No 101, Hasna 13th Avenue Apartments,
Road Number -13, Banjara Hills, Hyderabad - 500 034.

Ph : 040-29803049/95500 32224

Issue 8 : APRIL 2021

SHRADDHANJALI



PROF. KAKARLA SUBBARAO

25. 01.1925 - 16.04.2021

అడుగుపెట్టెడు నొకసారె అవనియందు

సేవ చేయదు జనులకు చిత్తశుద్ధి

వ్యర్థపరచక కాలంబు స్పర్థలందు

మనిషినైరాను పుడమికి మరలనేను

డా॥ కాకర్ల సుబ్బారావు

EDITORIAL



Dr. J. Jagan Mohan Reddy

Student of Prof.Dr.Kakarla

The passing on of Prof. Dr. Subba Rao Kakarla has cast a shadow of gloom on the Radiologyworld.

Dr. Kakarla, on the invitation of former Chief Minister NTR, gave up a lucrative practice as a Professor of Radiology in the U.S.A., and arrived in Hyderabad in 1985. The local Nizam's Orthopaedic Hospital was entrusted to him by the Government of A.P.. And he transformed this hospital into the Nizam's Institute of Medical Sciences, a premier institute for healthcare in India.

Dr. Kakarla, as the founding Director of NIMS, was instrumental in acquiring state of the art equipment and introducing MD, DNB and FRCR training courses. His passion and commitment propelled this institute on to the national and international map as a centre of excellence. He opened the Learning Centre where clinico-radiology meetings are held to improve patient care. The Kakarla Museum of Radiology houses his collection of radiology cases and those collected by his students in NIMS.

Prof. Kakarla brought in a new work culture in hospital administration. Punctuality, hygiene, orderliness, the smart and professional look of the medical personnel, language and expression – all came under his scrutiny. And his keen sense of humour was a stress buster. He instilled a sense of pride in us as radiologists. And we are truly fortunate to have been his students and blessed that we belong to the Kakarla era.

Medwin Hospitals Hyderabad, SVIMS Tirupathi, Basavatarakam Indo American Cancer Hospital & Research Institute are the other institutes where Dr. Kakarla left his indelible mark. He served as Chairman of The Indian College of Radiology & Imaging and as National President of Indian Radiological and Imaging Association.

NIMS under Dr. Kakarla was the benchmark for the corporate hospitals that were to come up later. He presented more than 450 papers and published more than 250 articles. Dr. Kakarla was conferred the

Padmasri in the year 2000. After his retirement, he opened KREST as a centre of learning for radiologists.

Prof. Kakarla's absence leaves behind a deep void. And the time has now come for his students across the world to rededicate themselves to the unspoken promise we make to our Guru, to live by and pass on his principles and teachings to posterity, for a better tomorrow.

Prof. Kakarla was an academician and leader, the likes of whom we may never see again. And to this master Radiologist who showed us what it is to be a great human being, we dedicate this issue.



SHRADDHAANJALI

With profound grief, I regret to record the sad demise of prof. KAKARLA SUBBARAO GARU, on 16-04-2021 in Hyderabad, aged 95 years.

A doyen among the radiologists, Prof. of radiology at Albert Einstein college of medicine, New York, Prof. of radiology at Osmania medical college, Director of Nizam's Institute of medical sciences, Hyderabad for over 10 years, Director, Sri Venkateswara Institute of medical sciences at Tirupathi, Chairman Medwin, Hospitals and thereafter, Chairman KIMS Hospitals, Secunderabad, among the many other positions held.

A towering personality, indeed, among the radiologic community.

He was always remembered with deep respect wherever he worked and walked in the last two decades.


An outstanding academician, a passionate teacher and, above all, a great human being with utmost humility.

A KARMA YOGI well lived !

May his soul rest in peace.


Prof. B.RAMA SUBBA RAIDU

Tribute to Prof. Kakarla Subbarao



Resnick Donald

Professor of Radiology and Chief of
Musculoskeletal Imaging at University of
California, San Diego (UCSD)

I am so saddened by the passing of Professor Emeritus Kakarla Subbarao. I had known him for decades, first meeting Kakarla when he was in New York, working with Harold Jacobson, the “father” of bone radiology in the United States. Dr. Jacobson introduced Kakarla at that time as the smartest radiologist with whom he had ever worked, something that was proved over and over again through the many years of our friendship. Dr. Subbarao was important not only to the many Indian radiologists that were fortunate to have had contact with him but to radiologists around the world. I feel so honored to have known him, to have learned from him and, perhaps, a few times, to have taught him something he may not have known. I will miss him as will countless others as well.



Peter L Munk

MDCM, FRCPC, FSIR, FFRCSI(Hon)
Professor Department of Radiology
Department of Orthopaedics & Palliative Care,
Vancouver General Hospital
University of British Columbia

I have learned with great regret of the recent passing away of Professor Kakarla Subbarao. My personal contact with Professor Subbarao was limited to my attendance at several meetings that I have had the privilege of speaking at in India. One of these was the opportunity to give the Subbarao Lecture a few years ago. The devotion and respect shown to him by his many students is a testimony to the great impact that he had on musculoskeletal radiology in India and through his students, the world. I was impressed by his ability to lecture on complex topics and facilitate an understanding of often difficult subjects. It was a great privilege to me to know this gentle and wise mentor to so many. He clearly lived a long and impactful life that will continue to shape the course of musculoskeletal radiology for decades to come. But more than that he greatly influenced the perception and attitude of his trainees influencing more than just their professional lives. It is rare to meet people like him. It was a honour for me to have done so.



Dr.Dattatreya

Professor and Executive Vice Chairman
of the Radiation Oncology Department
New York-Presbyterian Hospital /
Weill Cornell Medical College,
New York City
Chairman of Radiation
Oncology Unit at the New York Hospital
Medical Center of Queens

Dr.Kakarla Subba Rao garu was a person of great integrity and high moral values. He was an exemplary radiologist, a superb administrator, and a teacher par excellence. He was a mentor to me- one who inspired me to excel in my specialty.

It is a privilege and honor to write a few words about him.

In early 1976, I arrived in New York, seeking a fellowship position in oncology. Dr.Kakarla garu helped me to secure a position at Long Island College Hospital, where he was a highly respected professor of radiology- known for his diagnostic skills both nationally and internationally.

Throughout my professional career at Memorial Sloan Kettering Cancer Center he was always there for me, inquiring about my research, supporting me, and writing recommendation letters for my academic promotions at Cornell University.

He was sincerely committed to promoting our Indian traditions and culture. He established the very first Telugu organization (TANA) in the United States. He was also actively involved in promoting the Hindu Temple Society of North America.

I also had the privilege to work with him closely when we were planning to establish the Basavataarakam Indo American Cancer Institute in Hyderabad. His advice, guidance, and leadership resulted in our cancer center being recognized as one of the top cancer centers in India. His commitment to developing academic institutions in India resulted in the establishment of the Nizam Institute of Medical Sciences in Hyderabad.

I also learned a lot from him on how to address with calm and clarity the most complicated and difficult issues in clinical and administrative areas. I was lucky to have Dr Kakarla garu attend many lectures in Hyderabad over the past forty years. He usually sat in the front row.

He accomplished so much and contributed to so many institutions and organizations across the world. He was truly a legend and I am very fortunate to find a mentor like him.

It is a great loss for me ,for the medical family, and for our country.
My heartfelt condolences to his family

Tribute to Prof. Kakarla Subbarao



Dr. K. Prabhakar Reddy

Past President National IRIA,
AOSR, Secretary AMS
Former Dean- Mahavir Institute of
Medical Sciences.

I was shocked to hear the sad news in the morning on 16th that our beloved Padmashree Prof. Kakarla Subbarao is no more. I was deeply saddened and disappointed. I am fortunate to work with him very closely with IRIA activities more than twodecades. He is my mentor, guide and was like my fatherly figure. Under his dynamic chairmanship, I organized many CMES, Two National IRIA annual conferences and AMS international conference in 2015.

He was a multi faceted personality, a legend, one of the great Radiologists in the world, great teacher, good administrator and a great human being. His immense passion for excellence and professional contributions in radiology are enormous and unparallel. He will be fondly remembered for ever. My deep heartfelt condolences to the bereaved family. May his Soul rest in peace.



Dr Anand Abkari

Prof. Emeritus of
Radio- Diagnosis,
Deccan College of Medical
Sciences, Hyderabad

It's with great sorrow and grief I write this condolence message for Prof Kakarla Subba Rao. He was the 'Bishma Pitha' of Indian Radiology and we have lost our guiding force.

Prof Subbarao was a great teacher, effective administrator, wonderful human being and most importantly remained a student of Radiology till his end. You will always find him in the first row of any radiology quiz session and answering away with all cheerfulness.

He answered the call of his motherland and came back from the United States to develop the Nizam's Institute at Hyderabad. He is a creator of several centers of excellence and has won several awards including the Padmashree.

Personally it's a great loss for me as he had been my pillar of strength. I would never miss an opportunity to meet him whenever I was in Hyderabad and take his guidance.

In spite of all his achievements he was humility personified. He has made a example of his life for all of us to try and emulate.

With a heavy heart we bid u adieu Prof Kakarla Subba Rao sir !! You always live on through Your students . . Your teachings . . Your achievements



Prof. T. MANDAPAL

Director Radiology services
Care hospitals, Hyderabad
Past President IRIA TS state
chapter

PROFESSOR KAKARLA SUBBARAO is the Everest among the peaks in Radiology. He is a legend, a great teacher, educationist, motivator and inspiring multifaceted creative personality. His immense passion for excellence in Radiology is unparallel. He is a builder of institutes. He is institution by himself. He is a great example of splendid symphony of professional and human excellence. His contributions achievements, accomplishments, awards, honors and laurels are many and really laudable. He represents unvanquished zeal, enthusiasm, irreconcilable spirit, indomitable will, courage and uncompromising conviction. He is an exemplary role model for the Radiologists. His demise is irreplaceable loss to the fraternity of Radiology. He will be remembered for generations to come. My deepest condolences to the bereaved family. May his soul rest in peace.

Tribute to Prof. Kakarla Subbarao



Dr. S. Rammurti

MD MAMS FICR,
Sr Professor & HOD(Radiology)
& Dean of Faculty, NIMS Hyderabad

Padmashri Prof Kakarla Subbarao, an exceptional teacher, an able administrator, and an extraordinary human being. A multifaceted personality who touched the lives of countless individuals, not only from the community of Radiology but from all walks of life. An individual who took pride in calling himself a “Teacher” and lived up to this title, teaching by his own example – the lessons of radiology and life beyond radiology. His contribution in elevating the standards of radiology and radiology education in the country is noteworthy. His sense of social responsibility is reflected in his contribution in starting the Telugu Association of North America (TANA), American Association of Radiologists of Indian Origin (AARIO), his contribution to the Lord Vinayaka Temple, and the International School in Hyderabad. I consider myself fortunate to have come across an individual like Prof Kakarla Subbarao, and to have been closely associated with him for over three decades. His passage has created a void which is difficult to fill but his legacy continues in his teachingsa treasure which he leaves behind



Dr Varaprasad N.Vemuri
MDFICR
Chairman ICRI

Respected Seniors and dear friends

16th April is a sad day to all of us, the day I heard the news of my Guru, Mentor, Guide and a legend in world of radiology is no more with us. This creates a big emptiness in my life. Sir is such a great personality who is affectionate, student friendly, punctual, disciplined, -passionate, knowledgeable, Inspirational and also a great writer, keen learner, Orator, Trainer, Teacher and an able administrator but above all excellent human being. To me sir is everything in radiology. Sir inspired me towards radiology and specially into MSK radiology. Sir motivated me in organizing various CME and conferences at state, national and international level. Sir is the guiding force for all my achievements and positions in Radiology.

Though sir is not physically with us, his hall mark contributions to world of radiology and medicine will ever be remembered and cherished.

I pledge to carry forward his legacy and principles.
Radiologically



Prof. C. Amarnath

MD, FRCR, MBA, PhD
President IRIA

Dear Friends,

It's with great sorrow and grief I write this condolence message for Prof Kakarla Subba Rao. He was the 'Bishma Pitha' of Indian Radiology and we have lost our guiding force.

Prof Subbarao was a great teacher, effective administrator, wonderful human being and most importantly remained a student of Radiology till his end. You will always find him in the first row of any radiology quiz session and answering away with all cheerfulness.

He answered the call of his motherland and came back from the United States to develop the Nizam's Institute at Hyderabad. He is a creator of several centers of excellence and has won several awards including the Padmashree.

Personally it's a great loss for me as he had been my pillar of strength. I would never miss an opportunity to meet him whenever I was in Hyderabad and take his guidance.

In spite of all his achievements he was humility personified. He has made an example of his life for all of us to try and emulate.

With a heavy heart we bid u adieu Prof Kakarla Subba Rao sir !! You always live on through Your students . . Your teachings . . Your achievements

Executive Body of Telangana State Chapter of IRIA for the Year 2021 - 2022



President	– Dr R Prabhakar Rao
President Elect	– Dr VN Goud
Vice President	– Dr T Ramesh
Vice President	– Dr R Venkataramana
General Secretary	– Dr. R. Ravuri Power
Joint Secretary	– Dr P Vikas Reddy
Joint Secretary	– Dr S Gayatri
Treasurer	– Dr Anita Mandava

Central Council Members :

Dr J Jagan Mohan Reddy
Dr Rajesh Kumar Enagala
Dr Sikandar Shaikh
Dr Sreni Reddy

-: State Council Members :-

Dr T Surekha, Dr NLN Moorthy, Dr Srinadh Boppana, Dr Aruna Karnawat,
Dr M Jwala Srikala, Dr Ankit Balani

FROM THE PRESIDENT'S DESK

President:
Dr R Prabhakar Rao

President Elect:
Dr VN Goud

Vice Presidents :
Dr T Ramesh
Dr R Venkataramana

General Secretary :
Dr. R. Ravuri Power

Joint Secretaries :
Dr P Vikas Reddy
Dr S Gayatri

Treasurer:
Dr Anita Mandava

Central Council Members :

Dr J Jagan Mohan Reddy
Dr Rajesh Kumar Enagala
Dr Sikandar Shaikh
Dr Sreni Reddy

State Council Members :

Dr T Surekha
Dr NLN Moorthy
Dr Srinadh Boppana
Dr Aruna Karnawat
Dr M Jwala Srikala
Dr Ankit Balani



TS IRIA chapter releases its 8th quarterly news letter on 11th May 2021 .

This special edition is dedicated to the memory of Late Padma Sri Kakarla Subba Rao Gaaru, who left us for the heavenly abode on 16th April 2021.

Besides information of Radiology academics this news letter will have a special feature on "TRIBUTES AND MEMOROBILIA OF KAKARLA" by the members.

I took this opportunity to pay my tributes to the legend, who immortalized the Science of RADIOLOGY in his inimitable way with no peers.

I pray Almighty to provide "SADGATI" to the departed soul, solace and comfort to the bereaved family members

I congratulate Dr ARUNA KARNAWAT and TEAM for the laudable effort in bringing out this special edition of news letter.

I request all the members to contribute in a big way to the news letter in the future

Wishing you all the best.

Dr Prabhakar Rao.
President IRIA TS chapter.

FROM THE GENERAL SECRETARY DESK



Dear Friends,

We, at IRIA Telangana State Chapter have been moving forward on all fronts even during these turbulent times of COVID. On behalf of IRIA, I would like to express my gratitude for your continuous support and participation.

The fraternity of Radiology has suffered a huge loss, both professionally and academically due to the passing away of Prof. Kakarla Subbarao sir, who was a father figure to all of us. We all share a bond with him, which goes beyond profession. With his warm smile and welcoming personality, he was like a family member to all of us. Sir's contributions to Radiology and to IRIA are invaluable. Rightly so, the Government of India has conferred upon him one of the highest civilian honors, the Padma Shree. Prof. Kakarla Subbarao sir's footprint in Radiology will be that of legends, without doubt. The best way to pay our respects to the great man is by working towards achieving excellence and efficiency in Radiology, both at the individual level and also at the organizational level.

In order to strengthen IRIA in the state of Telangana, we need to bring in the next generation of Radiologists and actively involve them in the functioning of the organization. The energy and new ideas of the upcoming generation will turn out to be an invaluable asset to our organization. We also need to ensure that the organization remains democratic in the true sense. Only then, the organization will become a platform for Radiologists to grow and thrive.

Moving ahead, we must plan our future plan of action keeping in mind, the second wave of the deadly COVID pandemic. We already have a digital platform in place, which can be used efficiently to conduct our programs. We hope that your support and encouragement will continue in making all future endeavors of IRIA a success

Regards,
Dr. Ravuri Power
GENERAL SECRETARY IRIA TS CHAPTER

EDITORIAL BOARD



Dr. Aruna Karnawat
Consultant Radiologist
American Oncology Institute &
Citizen's Hospital, Hyderabad



Dr Jaganmohan reddy
Prof. and HOD, Radiology.
Maheswara Medical College



Dr. Srinadh Boppana
Consultant Radiologist
Kamineni Hospital
LB Nagar



Dr. Ravi Kanth Jakkani
Consultant Radiologist
Yashoda Hospital
Malakpet



Dr. Ravuri Power
Consultant Radiologist
Star Hospital, Banjara Hills,
Hyderabad

MESSAGE FROM EDITOR



Dr. Aruna Karnawat
Consultant Radiologist
American Oncology Institute &
Citizen's Hospital, Hyderabad

This issue of TS IRIA e newsletter is a homage paid to Prof. Kakarla Subbarao Sir, who with his unprecedented intellect, incredible and microscopic eyes has been hailed as RADIOLOGIST OF THE MILLENNIUM.

As the gloom spread on the news of his passing away, there has been a flood of condolence messages and fond remembrance from all corners of the world. Myriad heart-warming stories and instances have come forth from all those whose lives were touched and inspired by simple virtues and ways of life led by Sir. Indeed volumes have been written on social and print media in obedience.

“Great Men don’t do great things they do ordinary things greatly” – this aptly describes this “Jagatguru” or “Bhishm Pitamah” of Radiology.

Punctuality, soft spoken and respectful conduct with one and all, dedication and passion to learn and unparalleled zeal to teach and work till the last breath, are few of the virtues that set him apart and made him a GENIUS that he was. A legacy for all of us to follow by emulating and practising the principles he led his life with.

The show must go on

The present pandemic has increased the responsibilities of Radiologist manifold as a frontline care provider. The reason for this has been essentially the typical radiological findings of Covid-19 on CT scans and the sensitivity of CT to detect these changes early in both false negative and positive RT PCR cases.

Infact, the role of CT scan as a screening tool cannot be denied or underestimated now, especially when there has been a surge of RT PCR negative reports during the second wave that our country is presently facing. Too short a window period of positive results with RT PCR i.e. 5th to 8th day, a sensitivity of only 65-70% and more than 24-48 hrs for results are the deficiencies which are compensated by fast acquisition and reporting times and high sensitivity of CT scans.

Assessing severity and prognostication through CORADS scoring, ARDS, covid pneumonia and complications of fibrosis are the other indications making CT scans elementary diagnostic tool in covid patients.

The radiation risk of 1.5 mSv in a single CT chest is negligible as against the huge benefits from results, especially in false negative RT PCR and asymptomatic carriers who can be the super spreader categories. Hence the uproar created about radiation risk is ‘tempest in a teacup’ and calls for awareness to be imparted by Radiologists to Physicians and common man alike.

“Absence of evidence (on CT) should not be considered evidence of absence”. The judicious use of CT by clinicians should be propagated and self-prescribing patients should be discouraged.

Strict vigil on symptomatology and following strict covid protocols, keeping the guards up are the only ordinary things to be done extraordinarily in bringing a plateau to this wave / flattening the curve.

ACHIEVEMENTS OF TS-IRIA MEMBERS APPOINTED IN

VARIOUS NATIONAL IRIA COMMITTEES FOR 2021



CONFERENCE GUIDELINES COMMITTEE :Dr K Prabhakar Reddy

CONSTITUTION ADVISORY COMMITTEE : Dr Anand Abkari

DISCIPLINARY COMMITTEE OF IRIA :Dr Anand Abkari

**SCIENTIFIC COMMITTEE OF IRIA RESEARCH AND EDUCATION FOUNDATION :
Dr Rammurti and Dr N Eshwar Chandra**

**INTERNATIONAL LIASION COMMITTEE :Dr J Jagan Mohan Reddy, Dr Aruna Karnavat
and Dr Sreenivasa Raju K**

SHAKTI - THE WOMEN'S WING OF IRIA :Dr Anitha Mandava

TURF EROSION PREVENTION COMMITTEE :Dr T Narsinga Reddy

TRADE RELATION COMMITTEE SOUTH ZONE COORDINATOR :Dr Vikas Reddy

ARTIFICIAL INTELLIGENCE COMMITTEE :Dr Sudhanshu Tonpe

DIGITAL COMMITTEE :Dr Sudhanshu Tonpe

IRIA RESEARCH AND EDUCATION COMMITTEE COORDINATOR:Dr Sikandar Shaikh

AERB COMMITTEE MEMBER :Dr Sikandar Shaikh



Dr. Ram Mohan Vadapalli

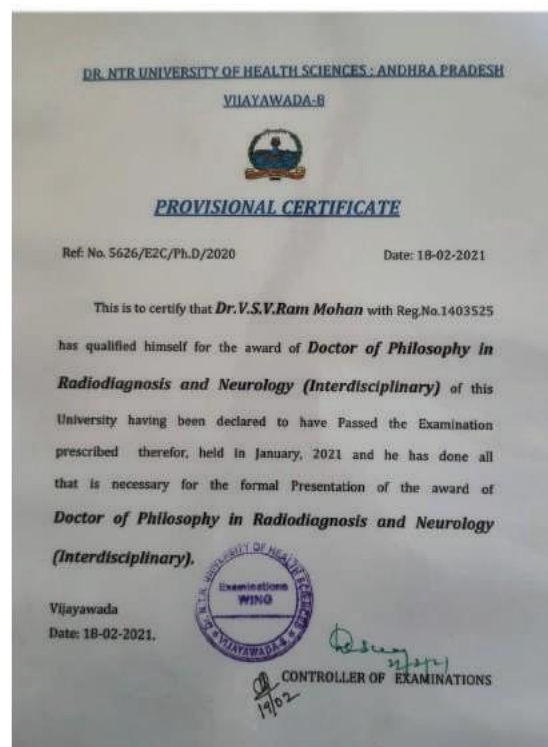
MD, PhD (Neuro Imaging)

Fellowship in Neuroimaging @LongBeach California
USA (1991) and Mount Sinai Hospitals
New York (1999-2000)

Current AFFILIATIONS

Senior Consultant Radiologist @ Vijaya Diagnostics at
Hyderabad

PROFESSOR of Radiology and Imaging @Pratima Institute of
Medical Science (Academics and Teaching)



Prof. Dr. P. Surekha

M.D, DNB

Dr. Surekha Was felicitated by National IRIA on the occasion of International Women's day

Presently working as Professor of Radiology, Bhaskar medical college, Moinabad, Telangana

Retired as Professor and Head of Dept of Radiology, Niloufer hospital for woman and child under Osmania Medical college, Hyderabad.



Felicitation of Dr Krishnapavan by MUTHOOT GROUP and IMA and awarded as COVID WARRIOR



Dr Aleena Ali
Osmania Medical College



Dr Thejasree
NIMS

Dr Aleena Ali from Osmania Medical College for Second position in DAILY QUIZ conducted in World Congress of Emergency Radiology WCER 23-25 May

Dr Thejasree from NIMS for second position in ORAL PAPER PRESENTATION in World Congress of Emergency Radiology WCER 23-25 May which concluded just now today

Proud moment for our Telangana

INTERESTING CASES

VALUABLE OPINION BY SIR



Dr Joe Thomas
Consultant Rheumatologist
Astermedcity
Kochi

Case 1

- 45-year-old male
- Presented with pain in right LL on walking
- On examination he had shortening of Rt limb and fingers



Sir's Reply

- Did this patient have small pox in childhood
- This is a case of **OSTEOMYELITIS VARIOLOSA** !
- In need patient had smallpox in childhood and I had ignored the history

Case 2

- 16-year-old girl
- Was on medication for seizure disorder
- Right shoulder pain for 6 months, left hip pain since 1 week
- MRI shoulder S/O osteomyelitis



Sir's reply

- It is **SMALL ROUND CELL TUMOR**
- In need the biopsy came out Small Round cell tumor !
- Sir could make out the diagnosis with a simple conventional radiograph

Case 3

- Middle aged gentle man
- Episodic joint pain involving knee and ankle
- On treatment with multiple DMARDS over the years- no improvement
- MRI reported as synovial chondromatosis



Sirs reply

- **INTRA AND EXTRA-CAPSULAR HEMANGIOMAS WITH CALCIFICATIONS**
- It was confirmed with biopsy!

Case 4

- Elderly lady
- Widespread body pain since many years
- On treatment as fibromyalgia



Sir reply

- **VAN BUCHEM DISEASE (HYPEROSTOSIS CORTICALIS GENERALISATA) or ENGELMANN CAMURATI SYNDROME**
- Even genetic analysis was not conclusive

Case 5

- 64-year-old male
- Swelling in right index finger for 2 months
- No other complaints or co-morbid illness



Sir's reply

- The findings indicate metastasis either from lung or kidney !



INTERESTING CASES

VALUABLE OPINION BY SIR



Dr Harsha Vardhan

K R, Consultant Radiologist,
Aruna Diagnostics Hyderabad (Tele Radiology)
Nims from 2009 to 2018

CASE 1

Case for opinion sir

Harsha Vardhan to subbarao.kakarla@gmail.com
to Subbarao

GOOD EVENING SIR
WELCOME
HERE BY AM SENDING A CASE FOR OPINION

15 months child, not standing on her own, with support standing on toes only, not keeping feet flat on ground.

Neurological clinical diagnosis bilateral foot drop

Asked for X-ray of lower limb. I could take good X-ray and distal nerves with difficulty appears normal, because this baby not cooperative at all.

I asked her to get radiographs of ankle.

Hip and knee were normal according to orthopaedic radiographs not available

Please give your valuable opinion tell us how to proceed



Sir's reply was like this

Subbarao Kakarla to harsha.vardhan@gmail.com
to Harsha

Dear Dr. Harsha,

Very Good case.

Regards,
Subbarao Kakarla

Harsha Vardhan to harsha.vardhan@gmail.com
to Subbarao

THANK YOU VERY MUCH SIR

Waiting to Sir

This mail was the last mail dated 19-03-2021

CASE 2

CASE FOR OPINION SIR

Harsha Vardhan to harsha.vardhan@gmail.com
to Subbarao

GOOD EVENING SIR
WELCOME
HERE BY AM SENDING A CASE FOR YOUR VALUABLE OPINION

10 years boy, COX-SACKS deformity
No neurological symptoms
Radiographs are attached

Please give your valuable opinion and how to proceed next

Thanking you sir

With kindest regards



Sir's reply was like this

Harsha Vardhan to harsha.vardhan@gmail.com
to Subbarao

THANK THAT IT IS UNUSUAL, BECAUSE I HAVE
NOT GETTING ANY OTHER CASES LIKE THIS. THANK YOU

Harsha Vardhan to harsha.vardhan@gmail.com
to Subbarao

THANK YOU VERY MUCH SIR
MY FIRST SCANS INBORN DEFECT. BECAUSE I HAVE NO PREVIOUS CASES.

MY ANSWER IS INBORN DEFECT

THANK YOU FULLY
SUBBARAO KAKARLA

Subbarao Kakarla to harsha.vardhan@gmail.com
to Harsha

Completed

Case 3

Opinion case sir

Harsha Vardhan to harsha.vardhan@gmail.com
to Subbarao

Good evening sir

Reference: I am sending a case for your valuable opinion of a 25 years male with a swelling and headache in frontal region.

Dr please find the attached a series of images of the patient and give your valuable opinion sir

We are looking for meningioma or fibrous dysplasia or any other lesion

Thanking you sir

Your sincerely
Harsha Vardhan



Sir's reply was like this

Subbarao Kakarla to harsha.vardhan@gmail.com
to Harsha

DEAR DR. HARSHA,
GREETINGS
IF YOU CAN TRUST ME, I AM THINKING OF MENINGEOTOMA
FIND OUT FROM LITERATURE DO A BONE SCAN TO RULE OUT OTHER AREAS

REGARDS
SUBBARAO KAKARLA

INTERESTING CASES

VALUABLE OPINION BY SIR



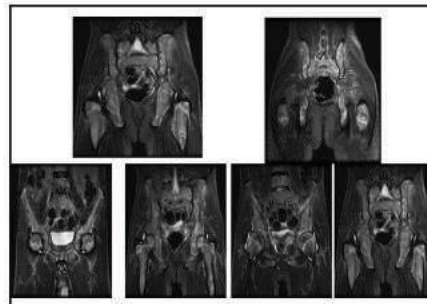
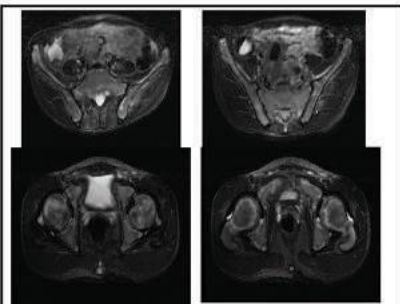
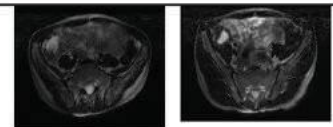
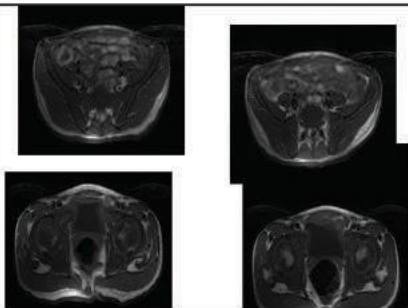
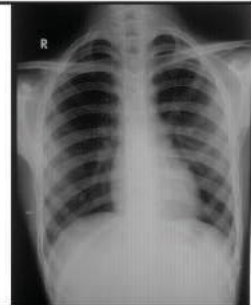
Dr Rakhee Kumar Paruchuri,
MBBS, DNB, FRCR (UK)
Consultant Radiologist & HOD,
Care Hospital, Hi-Tech City,
Hyderabad.

Patient : 2

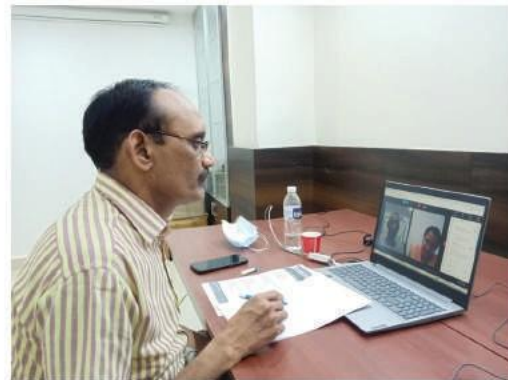
- 14 year old boy c/o both knee pains, ?waddling gait.
- Was admitted in rheumatology with suspicion of juvenile RA.
- I showed sir the first radiograph of the pelvis



- He immediately said its leukemia. I didnt believe him.....
- He told us to do skeletal survey.
- BM biopsy was done and turned out to be ALL
- What can I say. He was a legend for a reason.



REPORT FOR THE MONTH OF JANUARY 2021 – IRIA TS CHAPTER



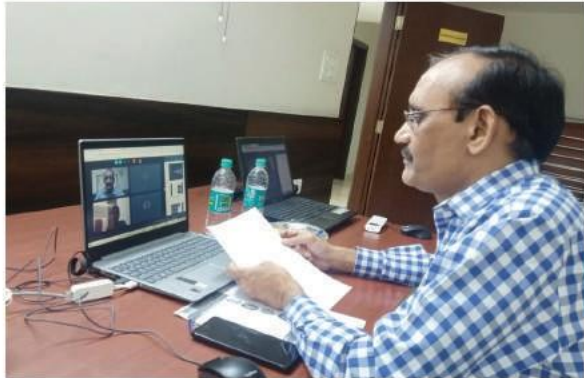
We have conducted the virtual monthly meet of our chapter on 05th January 2021 in which we had guest lecture by Dr J Jagan Mohan Reddy on “MR Imaging in Non Compressive Myelopathy” and case presentations by Post Graduate students from various medical colleges of our state.

The Sixth monthly webinar of our chapter was conducted on the topic “Webinar on Cardiac MRI” on 19th January 2021. Four guest lectures were delivered by faculty from Hyderabad, who are practicing the subspecialty of Cardiac Imaging – Dr Vishnu Vardhan Ravilla, Dr Ramakrishna N, Dr Jwala Srikala, and Dr Deepak B. This highly informative webinar was well appreciated by the students as well as practicing Radiologists.

Apart from the regular monthly meeting and webinar, we conducted the “Radiology CME” on 30th & 31st January 2021, in association with Department of Radio-diagnosis Mamata Medical College, Khammam, Telangana. This two day CME included various topics covering the whole body, keep in mind the post graduate student and practicing Radiologists. The faculty included experienced speakers with interest in subspecialty Radiology. This CME was conducted in both virtual and physical formats. All the lectures were of clinical interest and very informative for the students. More than 300 delegates attended this CME. The Telangana State Medical Council has awarded 6 credit hours for this two day CME.

Dr Ravuri Power,
Hon. Gen. Secretary,
IRIA TS Chapter.

REPORT FOR THE MONTH OF FEBRUARY 2021 – IRIA TS CHAPTER



We have conducted the virtual monthly meet of our chapter on 09th February 2021 in which we had guest lecture by Dr. Shahyan Siddiqui on “Imaging Approach to Cavernous Sinus Lesions” and case presentations by Post Graduate students from various medical colleges of our state.

The Seventh webinar of our chapter was conducted- Webinar on “Imaging in Female Infertility” on 23rd February 2021. Three guest lectures were delivered by faculty from Hyderabad – Dr Dhatri Kumari, Consultant in Reproductive Medicine, Dr Ruchita Poddar and Dr Jampala Venkateswarulu. This highly informative webinar was well appreciated by the students as well as practicing Radiologists and Gynecologists.

Dr Ravuri Power,
Hon. Gen. Secretary,
IRIA TS Chapter.

REPORT FOR THE MONTH OF MARCH 2021 – IRIA TS CHAPTER

5th KAKATIYA ACADEMY OF RADIOLOGY EDUCATION PROGRAM (KARE)

The IRIA TS Chapter has conducted a two day post graduate teaching program –

5th Kakatiya Academy of Radiology Education (KARE) on 27th & 28th March 2021 for the exam going students. The Telangana State Medical Council has awarded 8 CME Credit hours for this program. Case based reviews were done by experienced faculty, who are actively involved in teaching. The presentations were well app by the attendees.



GENERAL BODY MEETING & ELECTIONS FOR THE YEAR 2021-2022

The General body meeting of IRIA TS Chapter was held in IRIA office on 28-03-2021 at 7.00 pm. Annual report was presented by General Secretary and audit accounts for the year 2019-2020 were presented by Treasurer. Both the reports were passed by the General body members.

Before the general body meeting, the executive committee members meeting was held and the General Secretary and the Treasurer presented their reports.

Elections for the year 2021-2022 were held and the following members were

S.NO	NAME	POST
1	DR.PRABHAKAR RAO R	PRESIDENT
2	DR. VENKAT NAGESHWAR GOUD	PRESIDENT ELECT-2022
3	DR. RAMESH T	VICE PRESIDENT
4	DR. VENKATA RAMANA R	VICE PRESIDENT
5	DR. RAVURI POWER	GENERAL SECRETARY
6	DR. ANITHA MANDAVA	TREASURER 2021-23
7	DR. VIKAS REDDY P	JOINT SECRETARY
8	DR. GAYATRI S	JONT SECRETARY
9	DR. JAGAN MOHAN REDDY J	CENTRAL COUNCIL MEMBER
10	DR.RAJESH KUMAR ENAGALA	CENTRAL COUNCIL MEMBER
11	DR. SIKINDAR SHAIK	CENTRAL COIUNCIL MEMBER
12	DR SRENI REDDY	CENTRAL COIUNCIL MEMBER
13	DR. SUREKHA T	STATE COUNCIL MEMBER
14	DR. N L N MURTHY	STATE COUNCIL MEMBER
15	DR. SRINADH BOPANA	STATE COUNCIL MEMBER
16	DR. ARUNA KARNAWAT	STATE COUNCIL MEMBER
17	DR. JWALA SRIKALA	STATE COUNCIL MEMBER
18	DR. ANKIT BALANI	STATE COUNCIL MEMBER



Dr. Srinadh Boppana
Consultant Radiologist
Kamineni Hospital
LB Nagar



WhiteCoats

Be Dr. Effective



IRIA TELANGANA

An exclusive digital platform with
1,50,000+ Registered Doctors
50+ Medical Societies

The simplest means to increase your practice effectiveness & power your professional success

Content & Insights

- Updates: Specialty updates from top journals
- News: Daily medical insights & healthcare news
- Alerts: Drugs, disease guidelines, CME & conferences

Communication & Collaboration

- Secure Messaging: 1-1 or in private groups
- Case discussions: Private or Network
- Surveys: Opinion polls and quizzes

Professional Network

- Professional profile: Increase your visibility
- Network: Search & connect with doctors across specialties
- Engage: Learn & share with a verified network of doctors

Professional Updates

- Updates from your Medical Societies
- Updates from Hospitals & Industries (Pharma, Devices, Biotech)
- Updates from Thought Leaders



✉ support@whitecoats.com

www.whitecoats.com

Follow us

